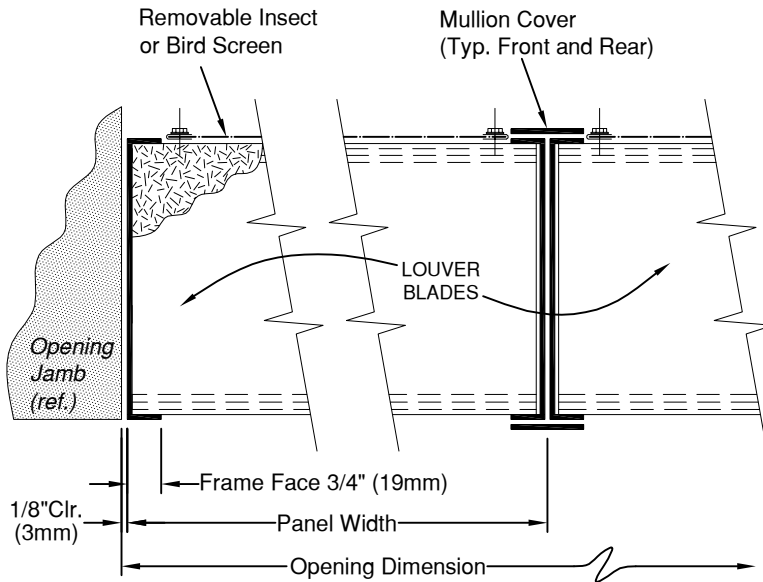


L&L LOUVERS INC.


12355 DOHERTY STREET
 RIVERSIDE, CA. 92503
 (951) 735-9300 FAX:(951)735-4628
 E-MAIL: info@louver1.com

MODEL G-12-AC

FORMED STEEL ACOUSTICAL LOUVER
 12" Fixed Insulated Para-Blade 45° Blade

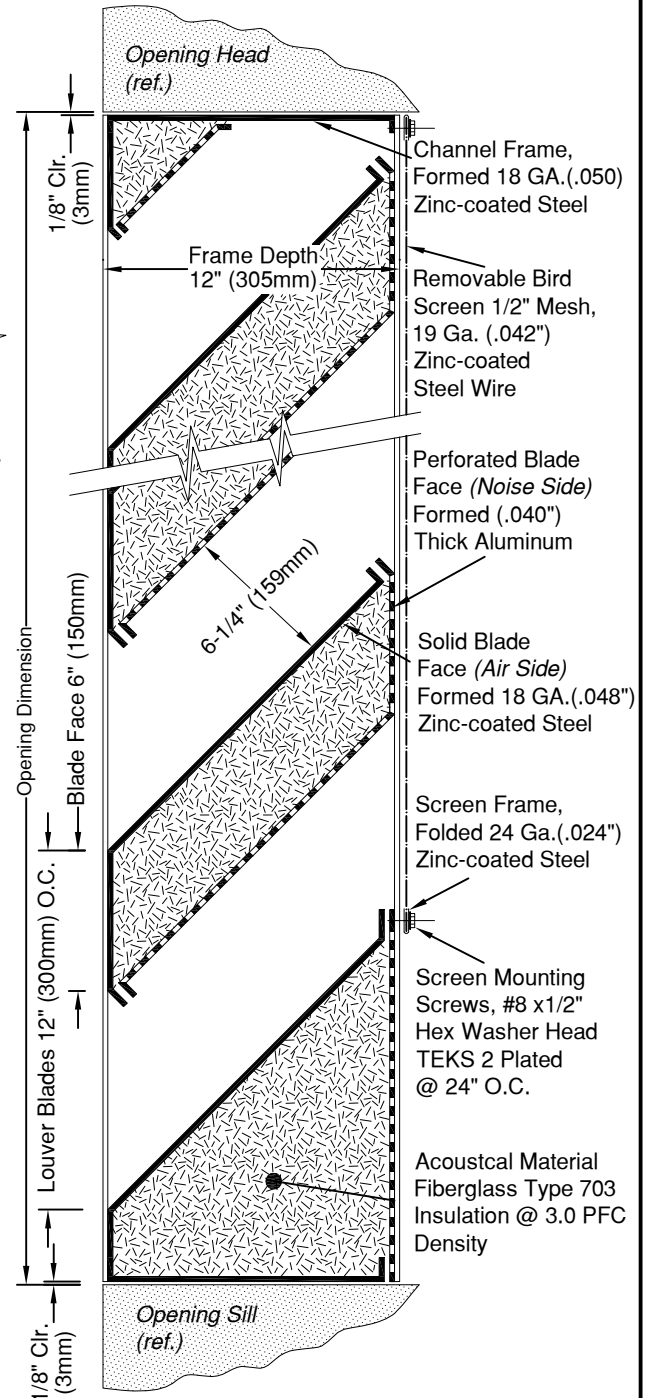


TYPICAL HORIZONTAL SECTION



*Actual net louver size will be 1/4" under Opening Dimensions.

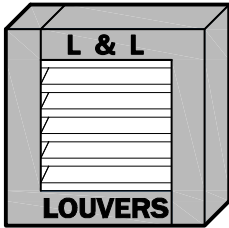
FRONT ELEVATION



TYPICAL VERTICAL SECTION

PROJECT:	
LOCATION:	
ARCHITECT:	
CONTRACTOR:	
CUSTOMER:	
	DATE:





L&L LOUVERS INC.

12355 DOHERTY STREET
 RIVERSIDE, CA. 92503
 (951) 735-9300 FAX:(951)735-4628
 E-MAIL: info@louver1.com

MODEL G-12-AC

Sound Transmission

WESTERN ELECTRO - ACOUSTIC LABORATORY, INC.

1711 SIXTEENTH STREET SANTA MONICA, CALIFORNIA 90404 (213) 870-9268

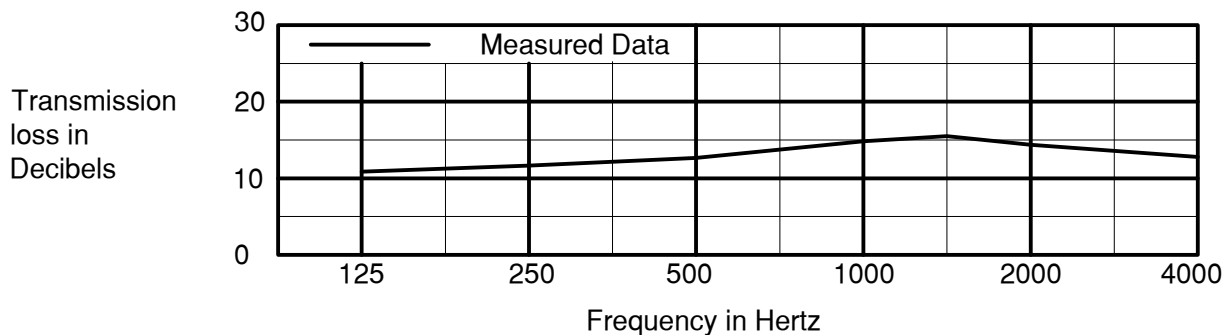
PAUL S. VENEKLASEN / DIRECTOR (213) 450-1733

INTRODUCTION

The methods and procedures used for this test conform to the provisions and requirements of ASTM Procedure E90-81, Standard for Laboratory Measurement of Airborne Sound Transmission Loss of Building Partitions. Details of the procedure will be furnished upon request.

RESULTS OF THE MEASUREMENTS

The sound transmission loss values at 17 one-third octave bands are tabulated on the charts below. The Sound Transmission Class rating determined in accordance with ASTM E-413 was STC-13.



1/3 OCT BND CNTR FREQ	125	160	200	250	315	400	500	630	800
TL in dB	11	11	12	12	13	14	15	16	18
95% UNCERTAINTY IN dB	2.18	1.25	1.49	1.25	0.77	0.95	0.79	0.69	0.34
Speciman Area: 23.92 sq. ft.	1000	1250	1600	2000	2500	3150	4000	5000	STC
Temperature: 65 F	19	20	21	19	17	16	15	16	17
Relative Humidity: 54%	0.53	0.41	0.49	0.39	0.50	0.55	0.61	0.76	
Test Date: 14 Jan. 1992									

RESEARCH

CONSULTING

CALIBRATION

INSTRUMENTATION

ACCREDITED BY THE NATIONAL BUREAU OF STANDARDS, NATIONAL VOLUNTARY LABORATORY ACCREDITATION PROGRAM FOR SELECTED TEST METHODS FOR ACOUSTICS.