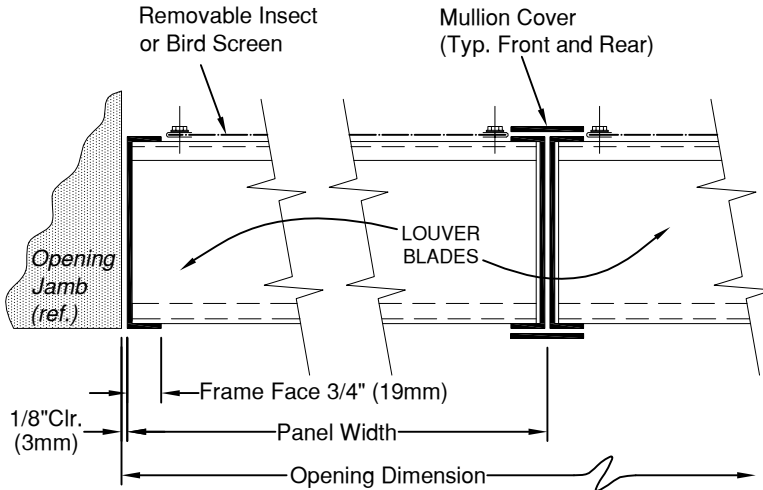


L&L LOUVERS INC.


12355 DOHERTY STREET
 RIVERSIDE, CA. 92503
 (951) 735-9300 FAX:(951)735-4628
 E-MAIL: info@louver1.com

MODEL FG-4004

FORMED STEEL LOUVER
 4" Standard 45° Blade
 16 Ga. Steel

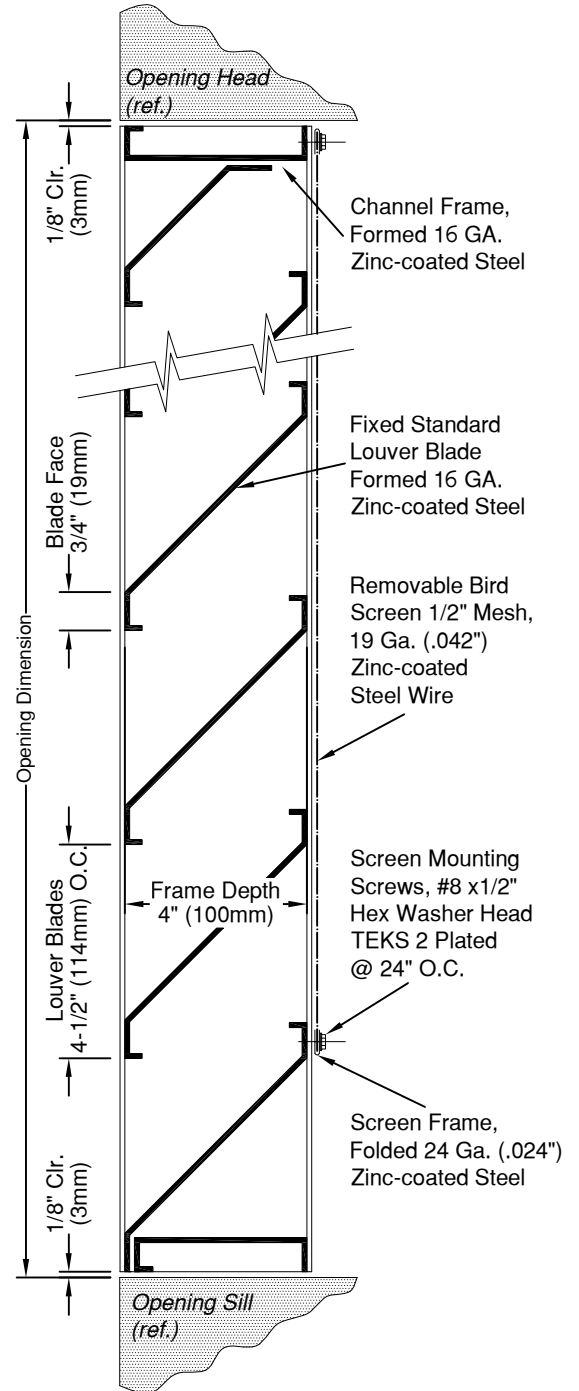


TYPICAL HORIZONTAL SECTION



*Actual net louver size will be 1/4" under Opening Dimensions.

FRONT ELEVATION



TYPICAL VERTICAL SECTION

PROJECT:	
LOCATION:	
ARCHITECT:	
CONTRACTOR:	
CUSTOMER:	
	DATE:

